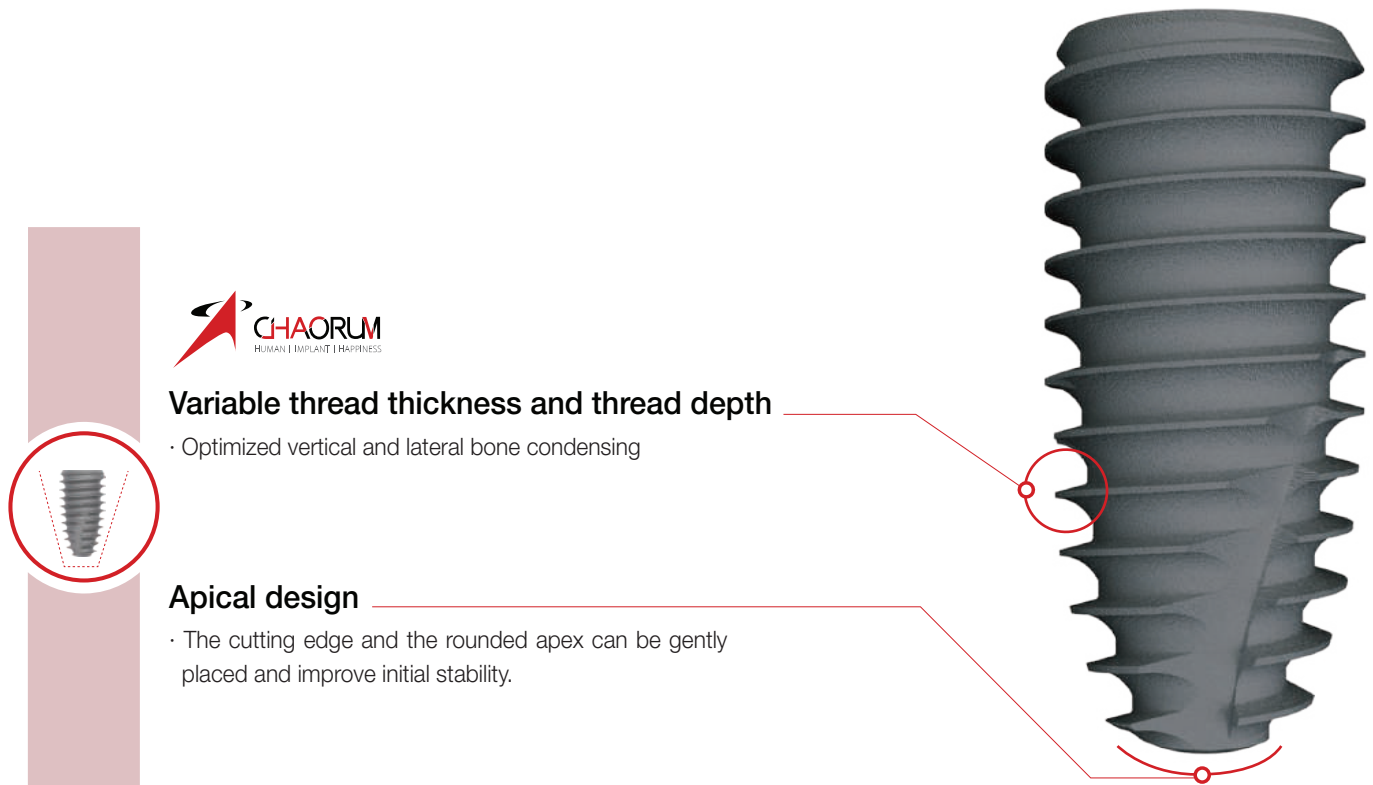


CHAORUM PRODUCT CATALOG

FIXTURE



Variable thread thickness and thread depth

- Optimized vertical and lateral bone condensing

Apical design

- The cutting edge and the rounded apex can be gently placed and improve initial stability.

COMMONALITY

11° Tapered conical connection

- Hex connection of two types, 2.1mini and 2.5 standard.
- Highly compatible.

SLA surface treatment

- Enhance the rate of osseointegration.
- Raise the rate of bone to implant contact.
- Uniformed distribution of roughness.

Material

- Using the pure titanium of Grade4 as raw material, it has excellent corrosion resistance (the property of metal bearing on its accessories).

Tapered design

- The tapered type Implant has self-drilling ability. It has advantageous in the hybrid load distribution and designed for convenience of dietary fiber and has a soft insertion and high initial fixation force.

ABUTMENT



Guide groove designed

The height of the dual abutment has two types, 5.5mm and 7.0mm, and convenient by grooving the cutting guide 1.5mm from the top.

Tin coating (All)

Gingival gold color for aesthetic effect.

Concave abutment design

With gingival concave design, Emergence profile can be aesthetic and safe to form.

Improved wall thickness (Hex guide)

Creating a strong stable fit between fixture and abutment, Minimize marginal bone loss and screw loosening.



COMMONALITY

Tightening torque

- Recommended tightening torque (Mini : 20Ncm / Regular : 30Ncm)

Triangle cut

- Reinforces bonding and prevents the crown from rotating.

Material

- Using the pure titanium of Grade4 as raw material, It has excellent corrosion resistance (the property of metal bearing on its accessories)

Internal 11° taper connection

- The advanced internal conical connection with hexagonal interlocking offers high mechanical strength.
- It is highly compatible with implants of submerged types.

CONTENTS



CHAORUM PT SYSTEM	01
CHAORUM PT SLA Fixture	03
Healing Abutment	05
Straight Abutment	07
Angled Abutment	09
Milling Abutment	11
CCM Abutment / UCLA Abutment	12
Custom Abutment	13
Temporary Abutment	14
Lab Analog	15
Pick Up Impression Coping	16
Transfer Impression Coping	17
Scan body	18
Multiunit Abutments	19
Multiunit Abutment Components	20
Full Kit	21
Semi Kit	22
Surgical Protocol	23

CHAORUM PT SYSTEM FEATURES

Evergreen, Everlasting and Ever Smile Implant System

CHAORUM CONNECTION

Perfect sealing

Sustainable aesthetics

Tissue stability

CHAORUM conical connection merges the original tapered implant body with a tight sealed conical connection, offering you and your patients an esthetic solution for all indications.

The implant body mimics the shape of a natural tooth root, ensuring high initial stability for all loading protocols, including immediate function.

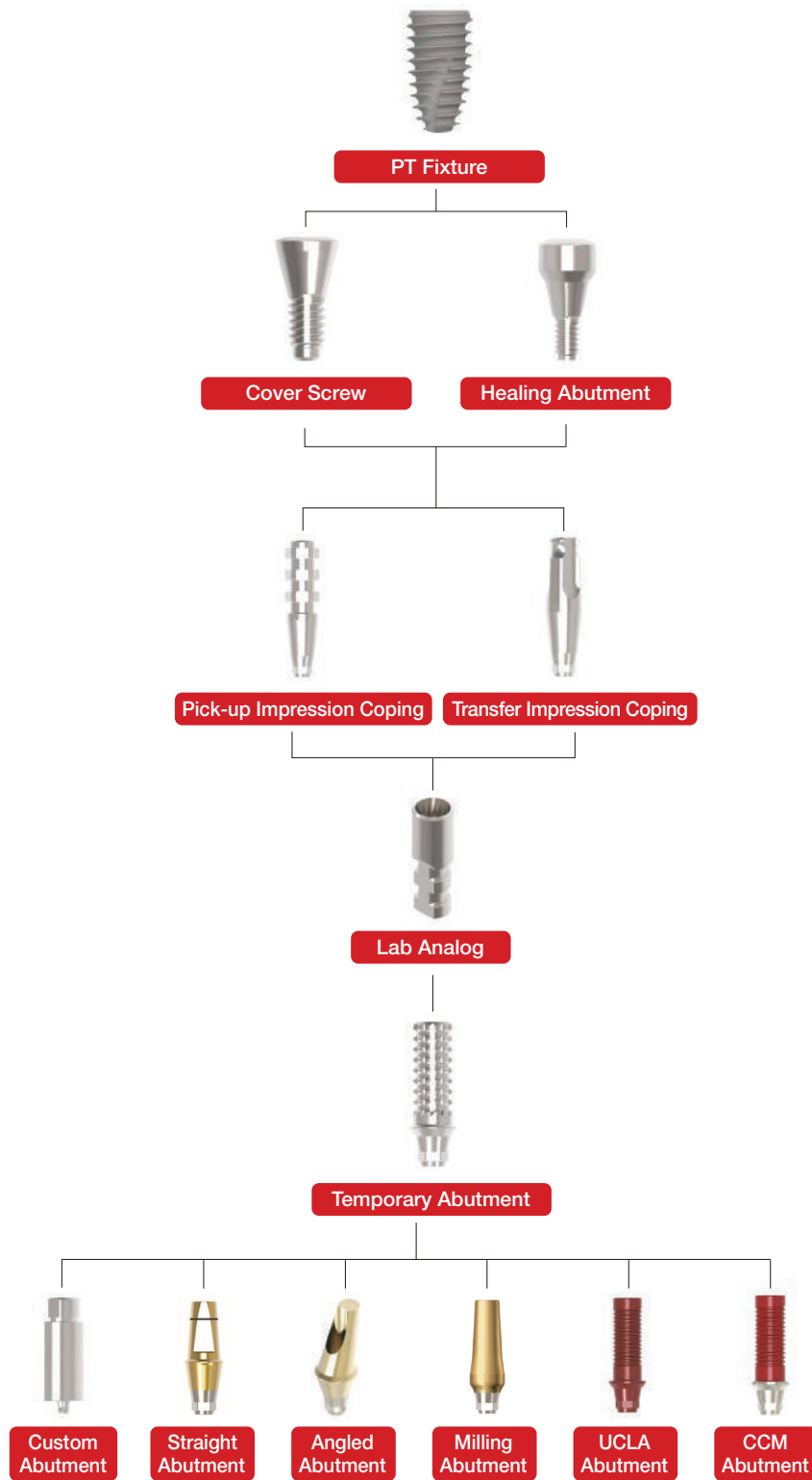
Conical contact point

Creating a strong and stable fit between fixture and abutment, minimize marginal bone loss and screw loosening

- Internal conical connection
- 2.1 / 2.5 HEX
- Conical seal(11°)



CHAORUM PT SYSTEM LINE-UP



CHAORUM PT SLA FIXTURE

Natural-looking esthetics

- Built-in platform shifting designed to increase soft tissue volume.
- Long-term esthetic appearance.

Strong sealed connection

- Advanced internal conical connection with hexagonal interlocking offers a tight seal and high mechanical strength.
- Creating a strong perfect stable fit between fixture and abutment.
- Simple restoration process.

Easy and smooth insertion

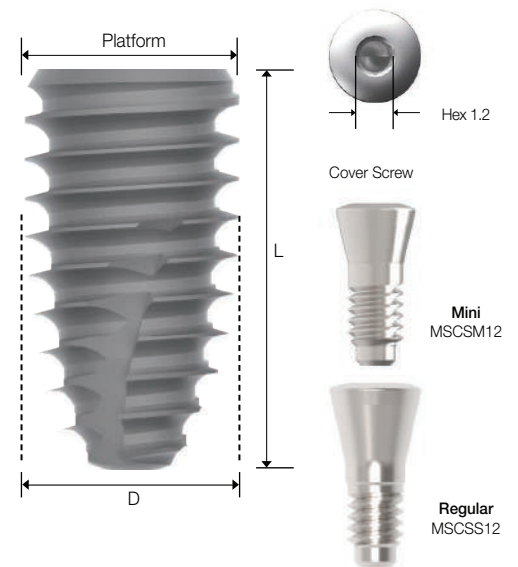
- Macro thread or easy insertion.
- Excellent bone grip.
- High primary stability.
- Fast and controlled bone penetration.
- Reduces pressure on bone.

Maximum bone preservation

- Apex with drilling blades enables smaller osteotomy.
- Material - grade4 titanium


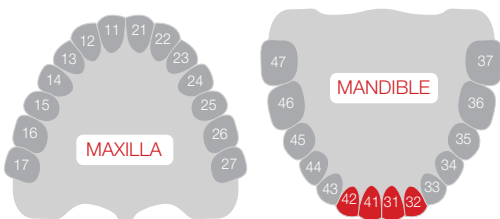
S. L. A. Sandblast Large Grit Acid Etching

- Enhance the rate of osseointegration.
- Raise the rate of bone to implant contact.
- Uniformed distribution of Roughness.


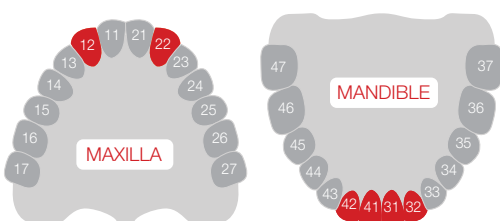


M Mini **R** Regular

M **D Ø3.0** Platform Ø3.25
HEX 2.1

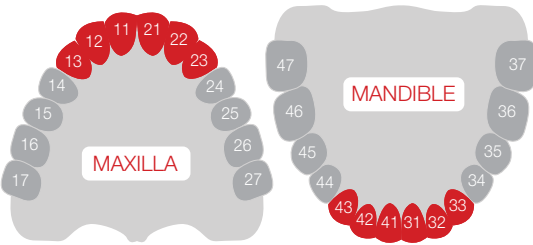


M **D Ø3.5** Platform Ø3.75
HEX 2.1



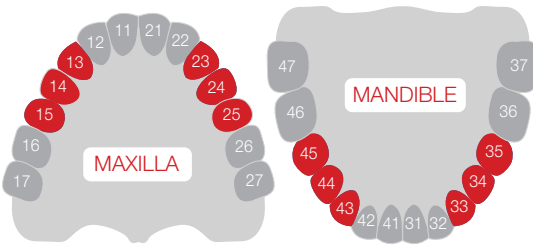
M Mini **R** Regular

R D Ø4.0 Platform Ø4.3
HEX 2.5



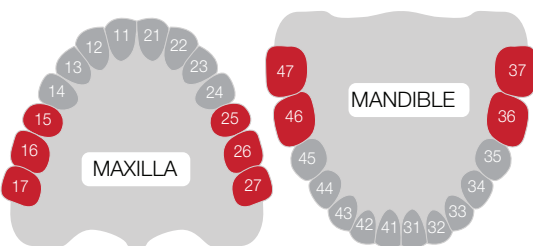
Length	7.3	8.5	10.0	11.5	13.0	15.0
Product Code	PSFR4007	PSFR4008	PSFR4010	PSFR4011	PSFR4013	PSFR4015

R D Ø4.5 Platform Ø4.5
HEX 2.5



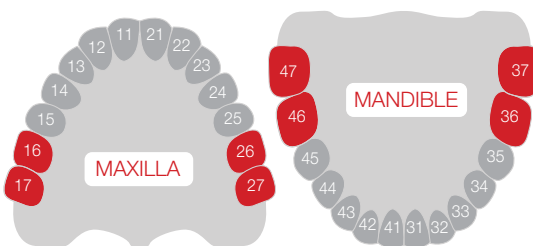
Length	7.3	8.5	10.0	11.5	13.0	15.0
Product Code	PSFR4507	PSFR4508	PSFR4510	PSFR4511	PSFR4513	PSFR4515

R D Ø5.0 Platform Ø5.0
HEX 2.5



Length	7.3	8.5	10.0	11.5	13.0	15.0
Product Code	PSFW5007	PSFW5008	PSFW5010	PSFW5011	PSFW5013	PSFW5015


R D Ø6.0 Platform Ø6.0
HEX 2.5



Length	7.3	8.5	10.0	11.5	13.0
Product Code	PSFW6007	PSFW6008	PSFW6010	PSFW6011	PSFW6013

HEALING ABUTMENT

- For simple contouring of the peri-implant soft tissue.
- Selection according to implant diameter [D] and gingival height [G/H].
- Material - Ti-6Al-4V ELI
- Use a 1.2 Hex driver
- Mini Type – Anodized in blue



M Mini **R** Regular

M D Ø3.5



Height	3.0	4.0	5.0	6.0	7.0
Gingival Height	1.5	2.5	3.5	4.5	5.5
Product Code	MDH3515M	MDH3525M	MDH3535M	MDH3545M	MDH3555M

M D Ø4.0



Height	3.0	4.0	5.0	6.0	7.0
Gingival Height	1.5	2.5	3.5	4.5	5.5
Product Code	MDH4015M	MDH4025M	MDH4035M	MDH4045M	MDH4055M

M D Ø4.5



Height	3.0	4.0	5.0	6.0	7.0
Gingival Height	1.5	2.5	3.5	4.5	5.5
Product Code	MDH4515M	MDH4525M	MDH4535M	MDH4545M	MDH4555M

M Mini **R** Regular

R D Ø4.5



Height	3.0	4.0	5.0	6.0	7.0
Gingival Height	1.5	2.5	3.5	4.5	5.5
Product Code	MDH4515	MDH4525	MDH4535	MDH4545	MDH4555

R D Ø5.0



Height	3.0	4.0	5.0	6.0	7.0
Gingival Height	1.5	2.5	3.5	4.5	5.5
Product Code	MDH5015	MDH5025	MDH5035	MDH5045	MDH5055

R D Ø5.5



Height	3.0	4.0	5.0	6.0	7.0
Gingival Height	1.5	2.5	3.5	4.5	5.5
Product Code	MDH5515	MDH5525	MDH5535	MDH5545	MDH5555

R D Ø6.0



Height	3.0	4.0	5.0	6.0	7.0
Gingival Height	1.5	2.5	3.5	4.5	5.5
Product Code	MDH6015	MDH6025	MDH6035	MDH6045	MDH6055

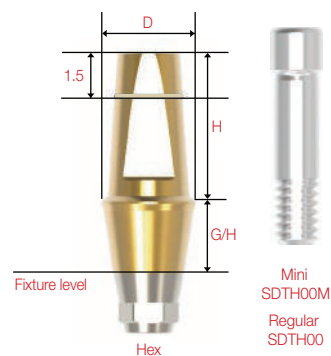
R D Ø6.5



Height	3.0	4.0	5.0	6.0	7.0
Gingival Height	1.5	2.5	3.5	4.5	5.5
Product Code	MDH6515	MDH6525	MDH6535	MDH6545	MDH6555

STRAIGHT ABUTMENT

- Available in a selection of diameters and heights.
- Material - grade4 titanium
- 2 kinds of connection - HEX 2.1, HEX 2.5
- Cone height - 7.0mm
- Used for making the general cement type of the prosthetics.
- Recommended Tightening Torque : 20Ncm (Mini), 30Ncm (Regular)
- Use a 1.2 Hex driver



M Mini **R** Regular

M **D Ø3.5**
HEX 2.1



Gingival Height	1.0	1.5	2.5	3.5	4.5	5.5
Product Code	MSDH35105M	MSDH35155M	MSDH35255M	MSD35355M	MSDH35455M	MSDH35555M

M **D Ø4.0**
HEX 2.1



Gingival Height	1.0	1.5	2.5	3.5	4.5	5.5
Product Code	MSDH40107M	MSDH40157M	MSDH40257M	MSDH40357M	MSDH40457M	MSDH40557M

M **D Ø4.5**
HEX 2.1



Gingival Height	1.0	1.5	2.5	3.5	4.5	5.5
Product Code	MSDH45107M	MSDH45157M	MSDH45257M	MSDH45357M	MSDH45457M	MSDH45557M

M Mini **R** Regular

R D Ø4.5
HEX 2.5



Gingival Height	1.0	1.5	2.5	3.5	4.5	5.5
Product Code	MSDH45107	MSDH45157	MSDH45257	MSDH45357	MSDH45457	MSDH45557

R D Ø5.0
HEX 2.5



Gingival Height	1.0	1.5	2.5	3.5	4.5	5.5
Product Code	MSDH50107	MSDH50157	MSDH50257	MSDH50357	MSDH50457	MSDH50557

R D Ø5.5
HEX 2.5



Gingival Height	1.0	1.5	2.5	3.5	4.5	5.5
Product Code	MSDH55107	MSDH55157	MSDH55257	MSDH55357	MSDH55457	MSDH55557

R D Ø6.0
HEX 2.5



Gingival Height	1.0	1.5	2.5	3.5	4.5	5.5
Product Code	MSDH60107	MSDH60157	MSDH60257	MSDH60357	MSDH60457	MSDH60557

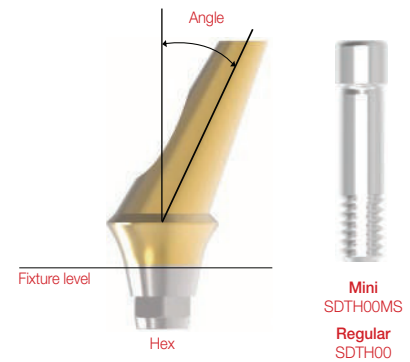
R D Ø6.5
HEX 2.5



Gingival Height	1.0	1.5	2.5	3.5	4.5	5.5
Product Code	MSDH65107	MSDH65157	MSDH65257	MSDH65357	MSDH65457	MSDH65557

ANGLED ABUTMENT

- Available in a selection of diameters and heights.
- Material - grade4 titanium
- 2 kinds of connection - HEX 2.1, HEX 2.5
- 2 kinds of angle - 15°, 25°
- Used for adjusting the path of the prosthetics
- Use a 1.2 Hex driver.
- 25° G/H 1.0 screw may protrude slightly



M Mini **R** Regular

M D Ø3.5 HEX 2.1



Gingival Height		1.0	2.0	3.0	4.0	5.0
Angulation	15°	MSAA35151M	MSAA35152M	MSAA35153M	MSAA35154M	MSAA35155M
Angulation	25°	MSAA35251M	MSAA35252M	MSAA35253M	MSAA35254M	MSAA35255M

M D Ø4.0 HEX 2.1



Gingival Height		1.0	2.0	3.0	4.0	5.0
Angulation	15°	MSAA40151M	MSAA40152M	MSAA40153M	MSAA40154M	MSAA40155M
Angulation	25°	MSAA40251M	MSAA40252M	MSAA40253M	MSAA40254M	MSAA40255M

M D Ø4.5 HEX 2.1



Gingival Height		1.0	2.0	3.0	4.0
Angulation	15°	MSAA45151M	MSAA45152M	MSAA45153M	MSAA45154M
Angulation	25°	MSAA45251M	MSAA45252M	MSAA45253M	MSAA45254M

M Mini **R** Regular

R D Ø4.5
HEX 2.5



Gingival Height		1.0	2.0	3.0	4.0	5.0
Angulation	15°	MSAA45151	MSAA45152	MSAA45153	MSAA45154	MSAA45155
Angulation	25°	MSAA45251	MSAA45252	MSAA45253	MSAA45254	MSAA45255

R D Ø5.0
HEX 2.5



Gingival Height		1.0	2.0	3.0	4.0	5.0
Angulation	15°	MSAA50151	MSAA50152	MSAA50153	MSAA50154	MSAA50155
Angulation	25°	MSAA50251	MSAA50252	MSAA50253	MSAA50254	MSAA50255

R D Ø5.5
HEX 2.5



Gingival Height		1.0	2.0	3.0	4.0	5.0
Angulation	15°	MSAA55151	MSAA55152	MSAA55153	MSAA55154	MSAA55155
Angulation	25°	MSAA55251	MSAA55252	MSAA55253	MSAA55254	MSAA55255

R D Ø6.0
HEX 2.5



Gingival Height		1.0	2.0	3.0	4.0	5.0
Angulation	15°	MSAA60151	MSAA60152	MSAA60153	MSAA60154	MSAA60155
Angulation	25°	MSAA60251	MSAA60252	MSAA60253	MSAA60254	MSAA60255

MILLING ABUTMENT

- Available in a selection of diameters and heights.
- Material - grade4 titanium
- 2 kinds of connection - HEX 2.1, HEX 2.5
- Used for modify the path of the abutment or customize the margin of the prosthetics.
- Use a 1.2 Hex driver



M Mini **R** Regular

M **D Ø3.5**
HEX 2.1



Gingival Height	1.5	3.5
Product Code	MSMA3515MH	MSMA3535MH

R **D Ø5.0**
HEX 2.5



Gingival Height	1.5	3.5
Product Code	MSMA5015H	MSMA5035H

M **D Ø4.0**
HEX 2.1



Gingival Height	1.5	3.5
Product Code	MSMA4015MH	MSMA4035MH

R **D Ø5.5**
HEX 2.5



Gingival Height	1.5	3.5
Product Code	MSMA5515H	MSMA5535H

M **D Ø4.5**
HEX 2.1



Gingival Height	1.5	3.5
Product Code	MSMA4515MH	MSMA4535MH

R **D Ø6.0**
HEX 2.5



Gingival Height	1.5	3.5
Product Code	MSMA6015H	MSMA6035H

R **D Ø4.5**
HEX 2.5



Gingival Height	1.5	2.5
Product Code	MSMA4515H	MSMA4535H


R **D Ø6.5**
HEX 2.5



Gingival Height	1.5	3.5
Product Code	MSMA6515H	MSMA6535H

CCM ABUTMENT

- Available in a selection of diameters
- Material - CCM (Body) Red Acetal
- 2 kinds of connection - HEX 2.1, HEX 2,5
- Use a 1.2 Hex driver



M Mini **R** Regular

M **D Ø4.0**
HEX 2.1



Gingival Height	1.0
Product Code	MSCA10MH


R **D Ø4.5**
HEX 2.5



Gingival Height	1.0
Product Code	MSCA10H

UCLA ABUTMENT

- The path of abutment can be controlled through the milling process on the patient oral condition.
- Material - Red Acetal
- Use a 1.2 Hex driver



M Mini **R** Regular

M **D Ø4.0**
HEX 2.1



Gingival Height	0.85
Product Code	MPUMH

R **D Ø4.5**
HEX 2.5



Gingival Height	0.94
Product Code	MPUH

CUSTOM ABUTMENT

- Customized by milling process to make prosthetics.
- Material - Ti-6Al-4V ELI
- 2 kinds of connection - HEX 2.1, HEX 2,5
- Use a 1.2 Hex driver
- Chuck Type : Arum



M Mini **R** Regular

M D Ø10 HEX 2.1



Gingival Height	1.0
Hex	MOSCA10M
Non-Hex	MOSCA10MN

M D Ø12 HEX 2.1



Gingival Height	1.0
Hex	MOSCA12M
Non-Hex	MOSCA12MN

R D Ø10 HEX 2.5



Gingival Height	1.0
Hex	MOSCA10
Non-Hex	MOSCA10N


R D Ø12 HEX 2.5



Gingival Height	1.0
Hex	MOSCA12
Non-Hex	MOSCA12N

TEMPORARY ABUTMENT

- For using of the making temporary abutment.
- Easy to customize.
- Material - grade4 titanium
- Use a 1.2 Hex driver



M Mini **R** Regular

M D Ø3.5 HEX 2.1

	Gingival Height	1.0	2.5	3.0
	Hex	MSTA3510MH	MSTA3525MH	MSTA3530MH
	Non-Hex	MSTA3510MN	MSTA3525MN	MSTA3530MN

M D Ø4.0 HEX 2.1

	Gingival Height	1.0
	Hex	MSTA4010MH
	Non-Hex	MSTA4010MN

M D Ø4.5 HEX 2.1

	Gingival Height	2.5
	Hex	MSTA4525MH
	Non-Hex	MSTA4525MN

R D Ø4.0 HEX 2.5

	Gingival Height	1.0	3.0
	Hex	MSTA4010H	MSTA4030H
	Non-Hex	MSTA4010N	MSTA4030N

R D Ø4.5 HEX 2.5

	Gingival Height	1.0	1.5	2.5	3.0
	Hex	MSTA4510H	MSTA4515H	MSTA4525H	MSTA4530H
	Non-Hex	MSTA4510N	MSTA4515N	MSTA4525N	MSTA4530N

R D Ø5.0 HEX 2.5


	Gingival Height	1.0
	Hex	MSTA5010H
	Non-Hex	MSTA5010N

R D Ø5.5 HEX 2.5

	Gingival Height	1.0	3.0
	Hex	MSTA5510H	MSTA5530H
	Non-Hex	MSTA5510N	MSTA5530N

LAB ANALOG

- Implement the abutment on the working model.
- Material - SUS316LF
- 2 kinds of connection - HEX 2.1, HEX 2.5



M Mini **R** Regular



M **HEX 2.1**

Product Code MSLAM

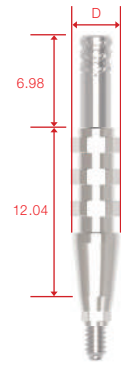


R **HEX 2.5**

Product Code MSLARW

PICK UP IMPRESSION COPING

- For Transferring the implant position to the master model.
- Available for Pick-Up(open tray) technique.
- Material - SUS316LF



M Mini **R** Regular

PICK UP IMPRESSION COPING

M D Ø3.5
HEX 2.1



Product Code MSIPH35ML

M D Ø4.0
HEX 2.1



Product Code MSIPH40ML

M D Ø4.5
HEX 2.1



Product Code MSIPH45ML

R D Ø4.0
HEX 2.5



Product Code MSIPH40L

R D Ø4.5
HEX 2.5



Product Code MSIPH45L

R D Ø5.0
HEX 2.5



Product Code MSIPH50L

R D Ø5.5
HEX 2.5



Product Code MSIPH55L

R D Ø6.0
HEX 2.5



Product Code MSIPH60L


R D Ø6.5
HEX 2.5



Product Code MSIPH65L

TRANSFER IMPRESSION COPING

- For Transferring the implant position to the master model.
- Available for Pick-Up(close tray) technique.
- Material - SUS316LF



M Mini **R** Regular

TRANSFER COPING

M D Ø3.5
HEX 2.1



Product Code MSITH35ML

M D Ø4.0
HEX 2.1



Product Code MSITH40ML

M D Ø4.5
HEX 2.1



Product Code MSITH45ML

R D Ø4.0
HEX 2.5



Product Code MSITH40L

R D Ø4.5
HEX 2.5



Product Code MSITH45L

R D Ø5.0
HEX 2.5



Product Code MSITH50L

R D Ø5.5
HEX 2.5



Product Code MSITH55L

R D Ø6.0
HEX 2.5



Product Code MSITH60L

R D Ø6.5
HEX 2.5



Product Code MSITH65L

SCAN BODY

- Scan body for making titanium custom abutment
- For Model scanning
- 1.2 Use a hex driver for hand tightening
- Screw(Mini Type) – Anodized in yellow
- Screw(Regular Type) – Anodized in green



M Mini **R** Regular

M



Product Code

MSTSMB

R

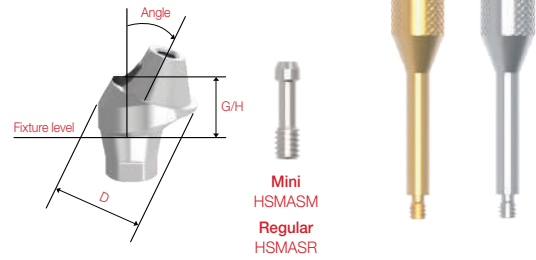


Product Code

MSTSBR

MULTIUNIT ABUTMENT ANGLED

- Used in implant path compensation in screw retained multiple case
- Abutment screw included
- Use a 1.2 Hex driver
- Recommended tightening torque: 20Ncm (mini), 30Ncm (regular)
- Carrier(Mini Type) - Anodized in yellow



M Mini **R** Regular

M D Ø4.8
HEX 2.1



Angle	17°	17°	17°	30°	30°	30°
Gingival Height	2.5	3.0	4.0	3.5	4.0	5.0
Product Code	HSMA481720M	HSMA481730M	HSMA481740M	HSMA483030M	HSMA483040M	HSMA483050M

30° only for export

R D Ø4.8
HEX 2.5

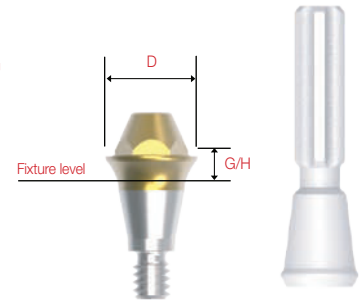


Angle	17°	17°	17°	30°	30°	30°
Gingival Height	2.5	3.0	4.0	3.5	4.0	5.0
Product Code	HSMA481720R	HSMA481730R	HSMA481740R	HSMA483030R	HSMA483040R	HSMA483050R

30° only for export

MULTIUNIT ABUTMENT STRAIGHT

- Same platform with multi angled abutment
- Using special outer driver(HSMAOD, HSMAMD) for multi abutment
- Recommended tightening torque : 30Ncm (mini/regular)



M Mini **R** Regular

M D Ø4.8
HEX 3.3



Gingival Height	1.0	2.0	3.0	4.0	5.0
Product Code	HSMT5010M	HSMT5020M	HSMT5030M	HSMT5040M	HSMT5050M

R D Ø4.8
HEX 3.3



Gingival Height	1.0	2.0	3.0	4.0	5.0
Product Code	HSMT5010R	HSMT5020R	HSMT5030R	HSMT5040R	HSMT5050R

MULTIUNIT ABUTMENT COMPONENTS



Multiunit Temporary Cylinder (Narrow)

- Suitable for overdenture with thin diameter
- Use a 1.2 Hex driver
- Recommended tightening torque : 20Ncm

Product Code

HSNMTR100

Multiunit Lab Analog

- Lab analog for esthetic-low abutment
- 1.2 Use a hex driver for hand tightening



Product Code

HSMERR300



Multiunit Pick-up Impression Coping

- Pick up impression coping for esthetic-low abutment
- 1.2 Use a hex driver for hand tightening

Product Code

HSMSR100

Multiunit Abutment Machine Driver

- Machine Driver for multi abutment



Product Code

HSMAMD



Multiunit Transfer Impression Coping

- Transfer impression coping for esthetic-low abutment
- 1.2 Use a hex driver for hand tightening

Product Code

HSMTR100

Multiunit Abutment Outer Driver

- Torque Driver for multi abutment

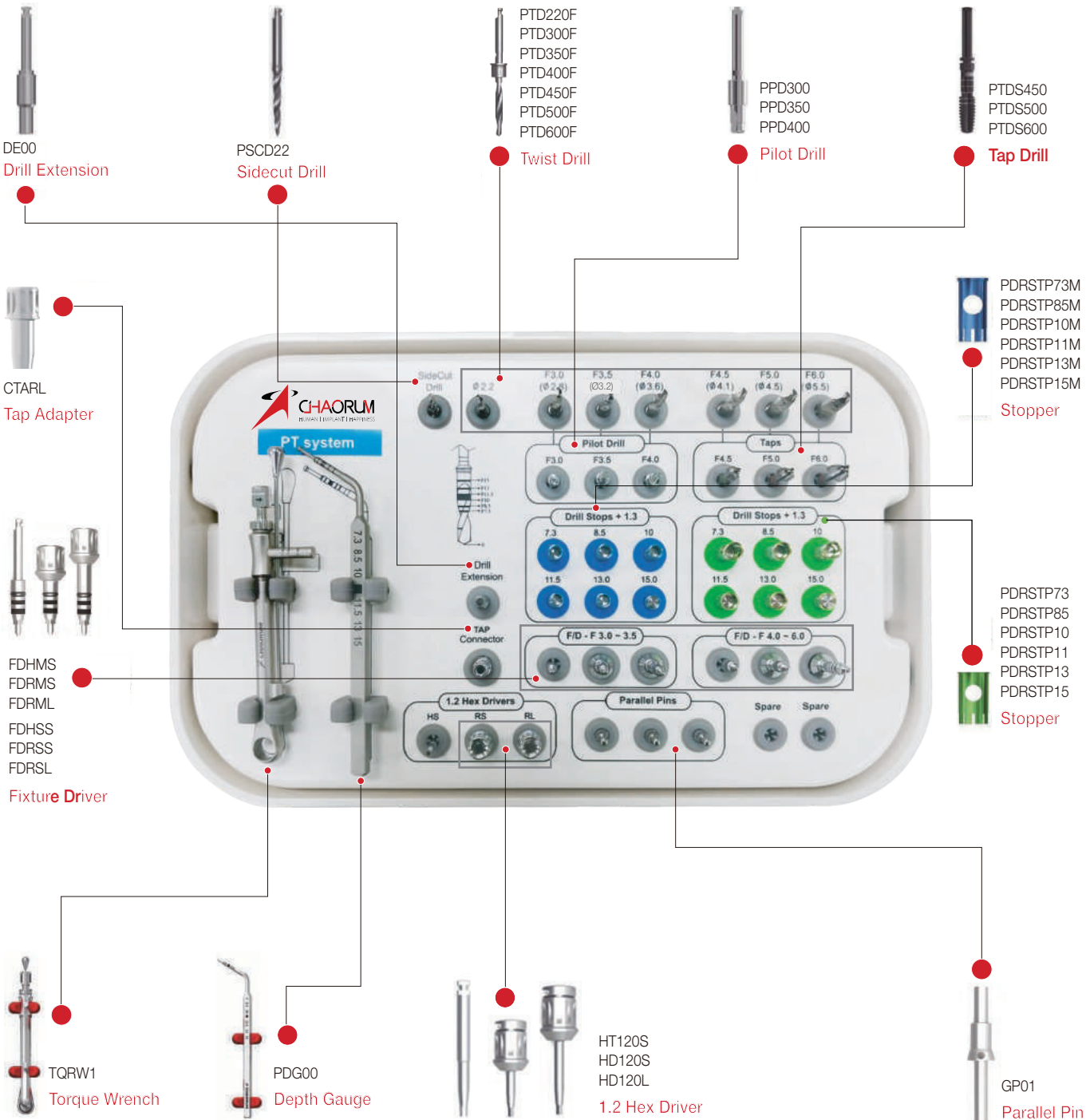


Product Code

HSM AOD


FULL KIT CONTENTS

PTSK01



SEMI KIT CONTENTS

PTSSK00




SURGICAL DRILLS

SIDECUT (LINDEMANN) DRILL

Indications

It can point the exact place for the implantation effectively.

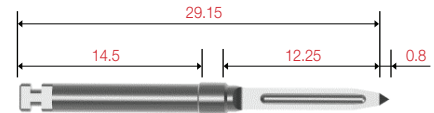


Product Code PSCD22

GUIDE (POINT) DRILL

Indications

It points the exact bone hole with Initial drilling.




Product Code PGD20

PILOT DRILL & TAP DRILL

Indications

- It can be used selectively when the bone density is D1 or D2.
- Please note that to use this drill after the final drill.



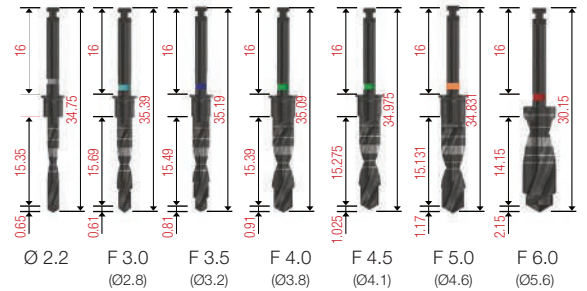
F 3.0 F 3.5 F 4.0 F 4.5 F 5.0 F 6.0

PPD300 PPD350 PPD400 PTDS450 PTDS500 PTDS600

TWIST DRILL

Indications

Twist drills for implant site preparation up to the planned implant diameter for a patient.



PTD220F PTD300F PTD350F PTD400F PTD450F PTD500F PTD600F

STOPPER

Indications

Safe implant site preparation by adaptation of tapered drill to the planned implant length.

Blue is for 2.0, 3.5, 4.0 twist drill.
Green is for 4.5, 5.0, 6.0 twist drill.



M D 4.3

Length	F 7.3	F 8.5	F 10.0	F 11.5	F 13.0	F 15.0
D 4.3	PDRSTP73M	PDRSTP85M	PDRSTP10M	PDRSTP11M	PDRSTP13M	PDRSTP15M



R D 5.3


Length	F 7.3	F 8.5	F 10.0	F 11.5	F 13.0	F 15.0
D 5.3	PDRSTP73	PDRSTP85	PDRSTP10	PDRSTP11	PDRSTP13	PDRSTP15

SURGICAL INSTRUMENTS

DRILL EXTENSION

Indications

It can be used when extension of drill Length is required when drilling.




Product Code DE00

PARALLEL PIN

Indications

Used to check the direction and position of bone preparation.



Product Code GP01

1.2 HEX DRIVER


Indications

It can be used for connecting of detaching the cover screw and adjustment screw.




FOR HANDPIECE

Product Code HT120S



FOR TORQUE WRENCH

Product Code HD120S



FOR TORQUE WRENCH

Product Code HD120L

FIXTURE DRIVER


Indications

Used instead of a fixture mount to connect the fixture to the handpiece and ratchet during implant surgery.




FOR HANDPIECE

Product Code FDHMS



FOR TORQUE WRENCH

Product Code FDRMS




FOR TORQUE WRENCH

Product Code FDRML




FOR HANDPIECE

Product Code FDHSS



FOR TORQUE WRENCH

Product Code FDRSS



FOR TORQUE WRENCH


Product Code FDRSL

SURGICAL INSTRUMENTS

TAP ADAPTER

Indications

It can be used as adopter of tap drill with torque wrench.



Product Code

CTARL

TORQUE WRENCH

Indications

It can be used to measure the exact torque of the implant.



Product Code

TQRW1

INFINITE RATCHET

Indications

It is used with Wrench type driver.



Product Code

IFRC

DEPTH GAUGE

Indications

It can be used to measure the exact depth of the hole.



Product Code

PDG00

CHAORUM SURGICAL PROTOCOL

Implant Length	Sidecut Drill	Twist Drill Ø2.2mm	Twist Drill Ø3.0mm	Twist Drill Ø3.5mm	Twist Drill Ø4.0mm	Twist Drill Ø4.5mm	Twist Drill Ø5.0mm	Twist Drill Ø6.0mm	
7.3mm	7.3mm	7.3mm	7.3mm	7.3mm	7.3mm	7.3mm	7.3mm	7.3mm	
8.5mm	8.5mm	8.5mm	8.5mm	8.5mm	8.5mm	8.5mm	8.5mm	8.5mm	
10.0mm	10.0mm	10.0mm	10.0mm	10.0mm	10.0mm	10.0mm	10.0mm	10.0mm	Tap Drill
11.5mm	11.5mm	11.5mm	11.5mm	11.5mm	11.5mm	11.5mm	11.5mm	11.5mm	
13.0mm	13.0mm	13.0mm	13.0mm	13.0mm	13.0mm	13.0mm	13.0mm	13.0mm	


※ Stopper should be chosen and used according to the length of Fixture to be placed.

Ø3.0X10mm




Bone Quality	Guide Drill	Ø2.2(15mm) Twist Drill	F3.0(Ø2.7) Twist Drill	F3.0 Pilot Drill	3.0 Fixture
D3	1	2			3
D2	1	2	3		4
D1	1	2	3	4	5

Ø3.5X10mm




Bone Quality	Guide Drill	2.2(15mm) Twist Drill	F3.0 Twist Drill	F3.5(Ø3.2) Twist Drill	F3.5 Pilot Drill	3.5 Fixture
D3	1	2	3			4
D2	1	2	3	4		5
D1	1	2	3	4	5	6

Ø4.0X10mm




Bone Quality	Guide Drill	2.2(15mm) Twist Drill	F3.0 Twist Drill	F3.5 Twist Drill	F4.0 (Ø3.6) Twist Drill	F4.0 Pilot Drill	4.0 Fixture
D3							
D2	1	2	3	4			5
D1	1	2	3	4	5		6
	1	2	3	4	5	6	7

Ø4.5X10mm




Bone Quality	Guide Drill	2.2(15mm) Twist Drill	F3.0 Twist Drill	F3.5 Twist Drill	F4.0 Twist Drill	F4.5(Ø4.0) Twist Drill	F4.5 Tap Drill	4.5 Fixture
D3	1	2	3	4	5			6
D2	1	2	3	4	5	6		7
D1	1	2	3	4	5	6	7	8

Ø5.0X10mm



Bone Quality	Guide Drill	2.2(15mm) Twist Drill	F3.0 Twist Drill	F3.5 Twist Drill	F4.0 Twist Drill	F4.5 Twist Drill	F5.0(Ø4.5) Twist Drill	F5.0 Tap Drill	5.0 Fixture
D3	1	2	3	4	5	6			6
D2	1	2	3	4	5	6	7		8
D1	1	2	3	4	5	6	7	8	9


Ø6.0X10mm




Bone Quality	Guide Drill	2.2(15mm) Twist Drill	F3.0 Twist Drill	F3.5 Twist Drill	F4.0 Twist Drill	F4.5 Twist Drill	F5.0 Twist Drill	F6.0(Ø5.5) Twist Drill	F6.0 Tap Drill	6.0 Fixture
D3	1	2	3	4	4	6	7			8
D2	1	2	3	4	5	6	7	8		9
D1	1	2	3	4	5	6	7	8	9	10

CHAORUM PACKAGE BOX

M Mini




Fixture




Abutment(Box Type)

R Regular



Fixture



Abutment(Box Type)



Abutment (Pouch Type)



Full Kit

DELIVERY

- Orders can be shipped through any shipping company that customers want.
- In general, the standard Air freight shipping takes about 7 days.

* Shipping time can be changed due to natural disasters and customer's situation.

